



Chair mounted Holder type



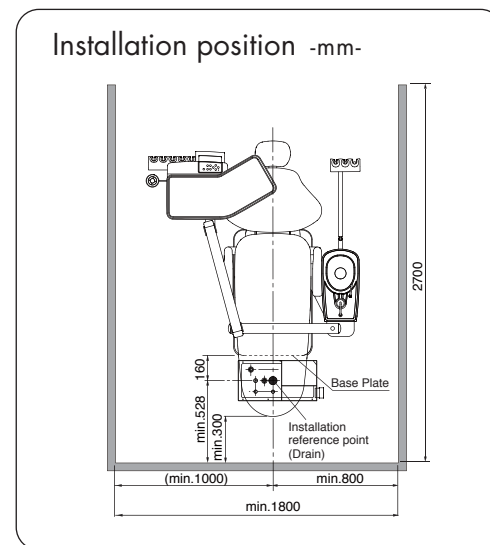
Chair mounted Continental type



Pedodontic type



Cart Holder type



The manufactures reserve the right to alter and improve the specification without notice.

The next generation of design and reliability

CLESTA eIII

Product of Japan



Dental Treatment Center



TAKARA BELMONT CORPORATION
 OSAKA HEADQUARTERS: 2-1-1, HIGASHI-SHINSAIBASHI, CHUO-KU, OSAKA, JAPAN 542-0083
 TEL. 81-6-6213-5945 <http://www.takarabelmont.co.jp>



REF D-033

Belmont combines its dental industry knowledge with innovative technology.

Efficiency

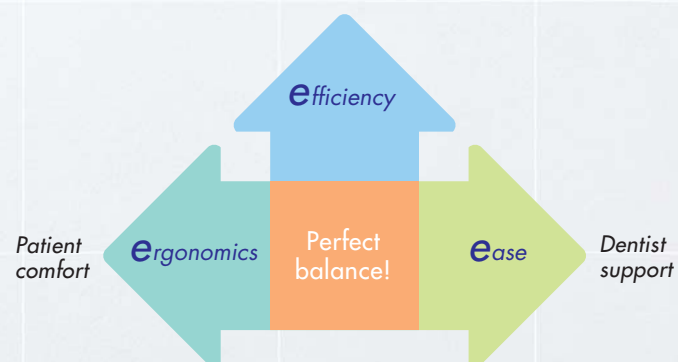
Through the perfect balance of an ergonomically designed chair and a unit offering smart user interfaces and operational ease, the Clesta eIII creates the ideal dentistry environment for both patient and dentist and ensures efficient and effective practices.

Designed to deliver unparalleled patient comfort in any position, the Clesta eIII chair features an axis backrest, an ultra-smooth tilting mechanism, and ergonomically shaped cushions.

Ergonomics

Inheriting the ease-enhancing tradition of Clesta dental systems, the Clesta eIII offers a smooth-moving operator's table and easy-access handpiece holders to minimize stress during use.

Ease



Clesta eIII offers dentists and patients alike the comfort of smooth dental treatment.

The combination of electric-hydraulic and air operated system ensures a high standard of reliability and safety.

Compact, lightweight, and easy-to-operate LED light facilitates dental treatment.

Touchless sensor on/off control
Intensity: 3,100 lux ~ 28,000 lux, 4,300 lux (composite mode)
Color temperature: 5,000 K
Color rendering index: Ra85
Light pattern: 85 mm x 155 mm at 650 mm
Head positioning: Rotation of head at three axes

Easy-to-clean porcelain cuspidor bowl is shaped to prevent rinsing water from spilling out.

Assistant console is allowing easy chair control from assistant side. And it is easy clean for its membrane switch.

More powerful suction capability by adopting newly developed solid collector.

Ergonomically designed chair cushion ensures patient comfort.

For optimum comfort, the reclining backrest was designed to prevent the patient from sliding.

Powerful hydraulic system enables a wide range of lift heights (from an initial seat height of 420 mm up to 800 mm).


Base plate is resin covered for easy cleaning.

Large operator's table ensures ease of use.

Simple and ergonomically designed membrane switches are easy to use.

Employing an air brake system, the delivery arm enhances mobility and flexibility during dental practice.

Swiveling handpiece holder for most appropriate position for doctor.



A variety of optional accessories provides greater flexibility of dental treatment.



Flushing system / Flushout tray
The flushing system enables easy cleaning of handpiece water lines. The flushout tray as an extra option allows hands-free, flushing out.



Water heater
For use with the cupfiller, the water heater helps protect temperature-sensitive teeth.



Assistant holder
Assistant sub-tray increases assistant's work efficiency. (Metal sub-tray is not included) Moreover, curing light holder enhances the operability of the curing light HVE tips and SE tip are optional.



Service outlet / Quick connector
Air and water service outlets and quick connectors for external instruments bring added convenience.



Double articulating headrest
Suitable for children and adults, the double articulating headrest adjusts easily for improved patient positioning.



Bracket for flat-screen monitor
This LCD (Liquid Crystal Display) bracket can be adjusted to suit individual needs (monitor not included).



Multifunction foot control
The foot control contains two switches to regulate chair movement: a manual control switch for up, down, forward, and backward movement and a programmed-position control switch for 0, 1, 2, and last positions.



io5000 light
Touchless sensor on/off control
Intensity: 28,000 lux (High), 22,000 lux (Medium) & 15,000 lux (Low)
Color temperature: 5,000 K
Light pattern: 72 mm x 194 mm at 700 mm



048 light
Dual-intensity on/off control
Intensity: 28,000 lux (High), 18,000 lux (Low)
Color temperature: 3,700 K
Light pattern: 80 mm x 200 mm at 725 mm



Bottled water system
The bottled water system offers a choice of 750-ml or 2-liter bottles and can be integrated into the unit to supply handpiece water. The aesthetic cover is an extra option.



Panorama-size film viewer
The Dental-size or panorama-size film viewer features an LED backlight.



Accessories
Operator table accessories-waste receptacle and cotton container with a stand-support hygienic practices.



Control panel for electric scaler and micro-motor.



Right armrest
A swing-out armrest for the right side promotes patient comfort and relaxation.



Pedodontic chair
Clesta eIII PEDO has a smaller backrest, a narrower seat and a cuspidor positioned lower to accommodate young children. The double articulating headrest and the armrest on the right side are optional.

Upholstery Color Options

- MR1 DARK BLUE
- CG18 GRAY TEAL
- MR2 PURPLE
- CG19 BLUE
- CG23 LIGHT GREEN
- ES16 LIGHT BLUE
- CG22 LIGHT PINK
- CG17 SAFFRON
- ES18 YELLOW GREEN
- CG15 LIME GREEN
- CG2 IVORY
- CG3 LIGHT GRAY
- CG8 BEIGE
- ES14 CAMEL
- CG16 MAUVE
- CG5 BLACK
- ES12 BORDEAUX
- ES11 CHOCOLATE